

brevvo

PORTABLE PROFESSIONAL Espresso Maker



155mm

Product Overview



90mm

Preparation



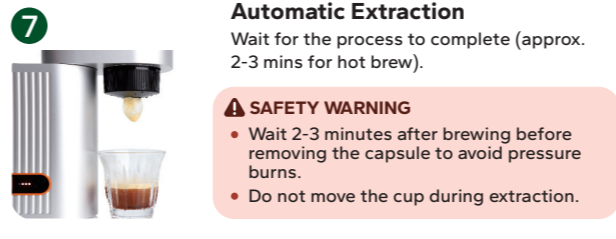
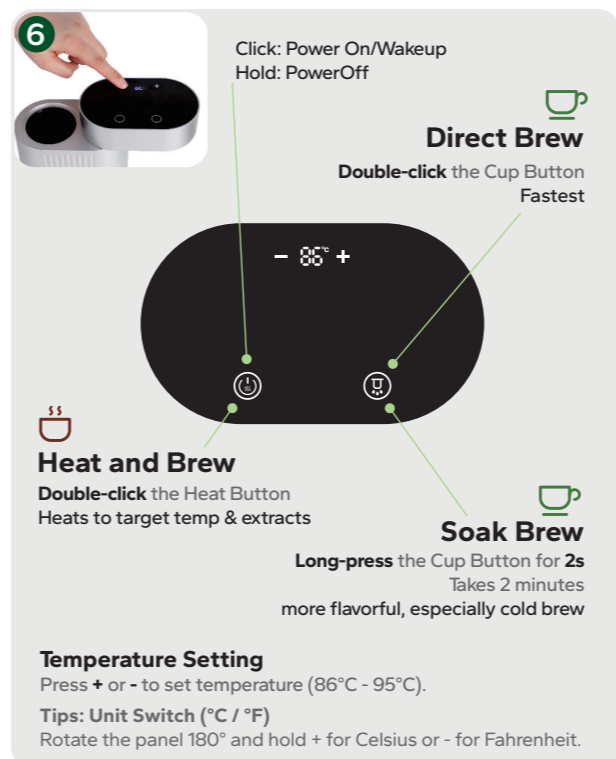
Add coffee



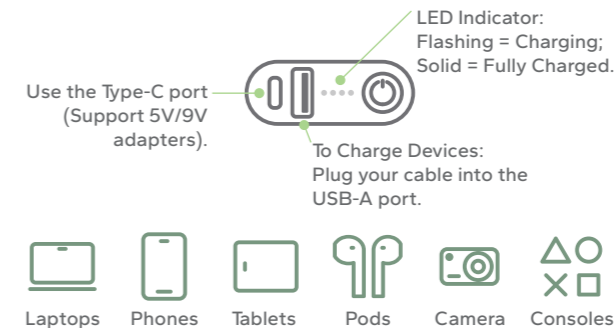
Brewing Instructions



Mode selection



Power Bank Mode



Cleaning & Maintenance

Washable Parts The Brew Head, Capsule Chamber, and Powder Chamber can be rinsed with water.

Main Unit **DO NOT** submerge the main unit in water. Wipe with a damp cloth only.

Storage Ensure the water tank is dry before storing to avoid odors.

Troubleshooting

Issue	Solution
Will not start	Check battery level. Ensure double-click speed is sufficient.
Leakage	Check if Brew Head is tightened completely counter-clockwise.
Weak Coffee	Ensure water volume is not strictly over 80ml for one capsule.

Product Specifications

Spec	Plus Edition (Standard)	Max Edition (Pro)
Model	SWA-CM01	SWA-CM01pro
Battery	13,500 mAh	27,000 mAh
Weight	950g	1150g
Heating Times	7-8 times	14-16 times
Charging Time	3-4 Hours	6-7 Hours
Heating Power	150W	150W
Pressure	20 Bar (Pump)	20 Bar (Pump)



www.brevvo.com